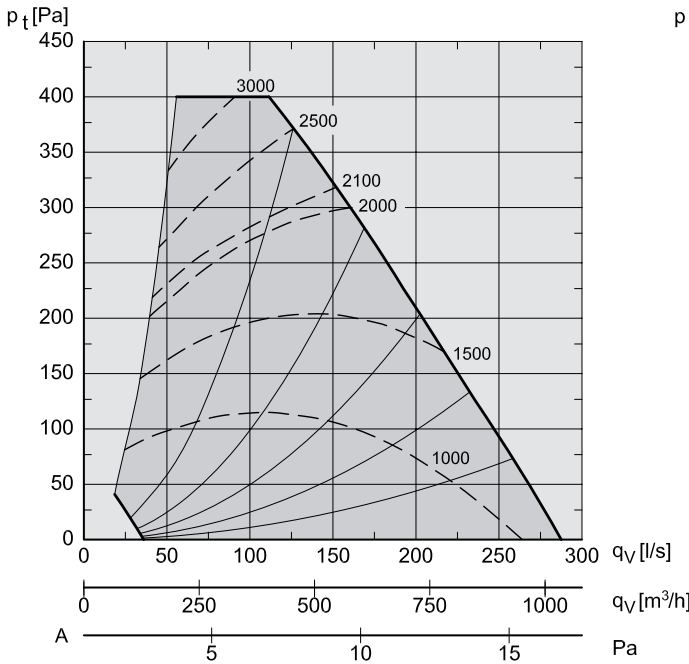
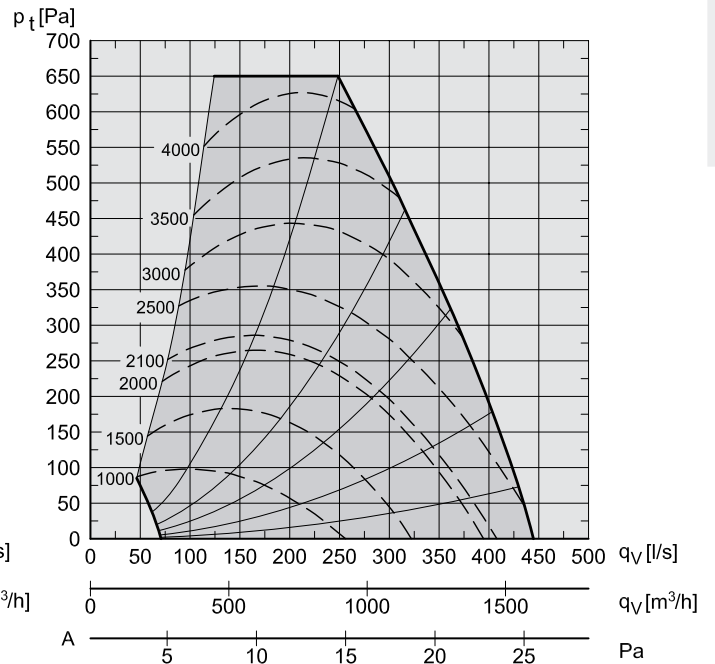


Capacity curves - VEX330H

VEX330H - motor type 1



VEX330H - motor type 2



- Capacity curve with F5 filters
- - SFP-curve [J/m³]
- Operation curves
- A = Pressure supplement with F7 filter

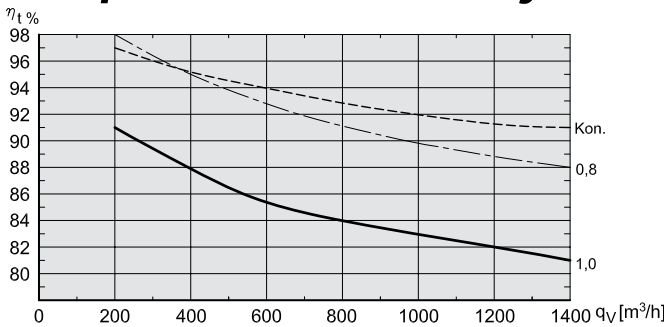
Total energy consumption is divided equally between the exhaust air fan and the supply air fan.

Capacity equations and calculations are on page 16.

To calculate capacity data please see our product portfolio programme at www.exhausto-ventilation.co.uk.



Temperature efficiency



The temperature efficiency of the VEX unit at different volume flow ratios is shown here, calculated as:

Supply air = 0.8 and 1.0
Exhaust air

- Efficiency without condensation
Exhaust air = 25°C/30 RH - Outdoor air = 5°C/50 RH
Balance between Supply air/Exhaust air = 1.0
- - Efficiency without condensation with imbalance
Exhaust air = 25°C/30 RH - Outdoor air = 5°C/50 RH
Balance between Supply air/Exhaust air = 0.8
- Efficiency with condensation
Exhaust air = 20°C/55 RH - Outdoor air = -10°C/50 RH
Balance between Supply air/Exhaust air = 1.0

$$\eta_t = \frac{t_{2,2} - t_{2,1}}{t_{1,1} - t_{2,1}} = \text{Temperature efficiency}$$

$t_{2,1}$ = Temperature of outdoor air

$t_{2,2}$ = Temperature of supply air

$t_{1,1}$ = Temperature of exhaust air